



A. Lesson Plan Revision I - Monday, 6th July 2020

Dea Selviyana . P.










LESSON PLAN

Level/Lesson : Beginner (2nd)
 Skill Focus : Writing
 Materials : Blue skies 3, student book page 46-48
 Teaching Aids : Pictures, paper slips, and video
 Terminal Objective : SWBAT describe the comparison

write description when comparing things

Stages	Enabling Objectives	Procedures and Techniques	Interaction Patterns	Duration
Pre	Teacher greets the students before today's lesson begins	- Teacher greets the students <ul style="list-style-type: none"> ● Hi, good morning students! ● How are you today? ● Today, we are going to learn about the comparison (comparative degree) 	T-S	5
	SWBAT answer teacher's questions about the comparison	- Teacher <i>shows</i> asks students about the comparison <ul style="list-style-type: none"> ● Now, look at the pictures ● Who is bigger?  <ul style="list-style-type: none"> ● Very good, elephant is bigger than pig. ● Next example, who is taller?  <ul style="list-style-type: none"> ● Nice! Giraffe is taller than horse. 	T-S	5


→ make it clear for the ss. some pictures & helps them to say smthg about the pictures using comparison

	<p>SWBAT mention the names of the comparisons</p>	<p>- Teacher gives the students a video about the comparison - Students mention parts of the comparison</p>	<p>T-S</p>	<p>5</p>
<p>While</p>	<p>SWBAT understand more about the comparison</p>	<p>- Teacher presentation</p> <div style="display: flex; justify-content: space-around;"> <div style="text-align: center;">  <p>LONG</p> </div> <div style="text-align: center;">  <p>LONGER</p> </div> </div> <hr/> <div style="display: flex; justify-content: space-around;"> <div style="text-align: center;">  <p>SMALL</p> </div> <div style="text-align: center;">  <p>SMALLER</p> </div> </div> <hr/> <div style="display: flex; justify-content: space-around;"> <div style="text-align: center;">  <p>BIG</p> </div> <div style="text-align: center;">  <p>BIGGER</p> </div> </div> <hr/> <div style="display: flex; justify-content: space-around;"> <div style="text-align: center;">  <p>SLOW</p> </div> <div style="text-align: center;">  <p>SLOWER</p> </div> </div> <p>- This is an example of comparison</p> <div style="border: 1px solid black; padding: 5px; margin-top: 10px;"> <p>Mark is tall. He's taller than Dean. Amy is short. She's shorter than Carol. Amy is fast. She's faster than Carol. Carol is slow. She's slower than Amy. The goat is fat. He's fatter than the cat. The cat is thin. She's thinner than the goat.</p> </div> 	<p>T</p>	<p>5</p>

the Adj that's compared

How?

T introduces the Adjectives then, teaches how to make sentences using the Adjectives to compare things

		<p>Mark is tall. He's taller than Dean. Amy is short. She's shorter than Carol. Amy is fast. She's faster than Carol. Carol is slow. She's slower than Amy. The goat is fat. He's fatter than the cat.</p> <p>- Practice I (Point and Write) - Look at the previous text, then do the following task.</p> <p>Mark is taller than Dean. is shorter than is faster than is slower than is fatter than is thinner than</p> <p>- Practice II - Answer the questions below in accordance with the images listed</p> <div data-bbox="699 1335 1024 1608"></div>	<p>5</p> <p>5</p>
--	--	---	-------------------

		<p>The elephant is than the horse. The snake is than the lizard. The mouse is than the rat. The pencil is than the crayon.</p> <p>- Practice III <i>Give clear instruction</i> - Complete the chart</p> <table border="1"> <tr> <td>SLOW</td> <td>.....</td> </tr> <tr> <td>.....</td> <td>FASTER</td> </tr> <tr> <td>LONG</td> <td>.....</td> </tr> <tr> <td>TALL</td> <td>.....</td> </tr> <tr> <td>.....</td> <td>FATTER</td> </tr> </table>	SLOW	FASTER	LONG	TALL	FATTER		5
SLOW													
.....	FASTER													
LONG													
TALL													
.....	FATTER													
Post	SWBAT achieve the lesson learned today	- Teacher reviews the lesson with the students	T-S	5										
	SWBAT write comparisons according to the objects they want	- Teacher tells students to write a few sentences in their book according to the items or objects they want <i>Give the context.</i>	T-S	5										